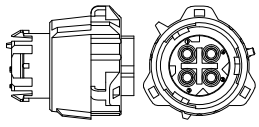
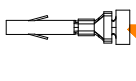
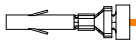
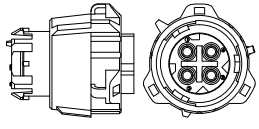
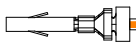

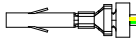


## SCHEDA MONTAGGIO CONNETTORI / CONNECTORS ASSEMBLY TABLE

PARTENZA/SOURCE		ARRIVO/DESTINATION									
CONNETTORE/CONNECTOR	PIN	CONTACT	MARKING	WIRE NR.	CABLE	COL	SEZ	L. (mm)	MARKING	NAME/PIN	
A FUNZ. A ITT 121583-0213  	1	FORCU4R		AA TTT	10A		AR	1	100	AA	B/1
					10B		AR	1	200		C/-
	2	FORCU4R			11		AR	1	300		B/2
B FUNZ. B ITT 121583-0213  	1	FORCU4R		AA TTT	10A		AR	1	100	AA	A/1
	2	FORCU4R			11		AR	1	300		A/2
	3	FORCU4R			12		GY	1	400		D/-

Drawing Nb. CAD <span style="border: 1px solid black; padding: 2px;">CABLING 4D</span> File Name CMC Date	Installation <p style="text-align: center; font-weight: bold;">DEMO DEMO</p> Description	Order Job Order CMC Designer	SHEET   FOLLOW
--	---	---------------------------------------	-------------------------